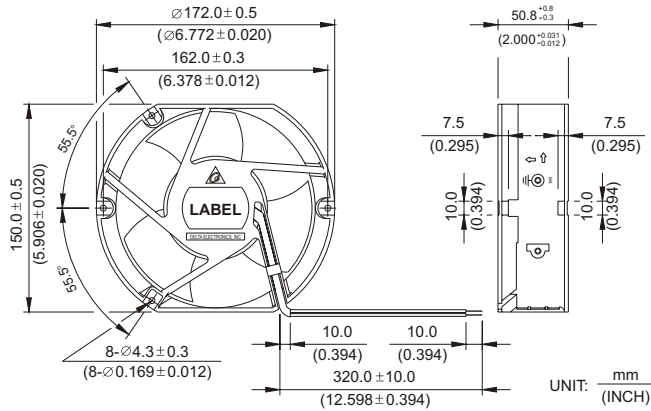


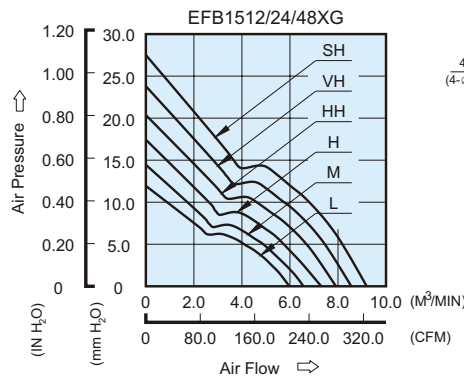
# EFB 172 x 150 x 50.8 MM SERIES

## DIMENSIONS DRAWING

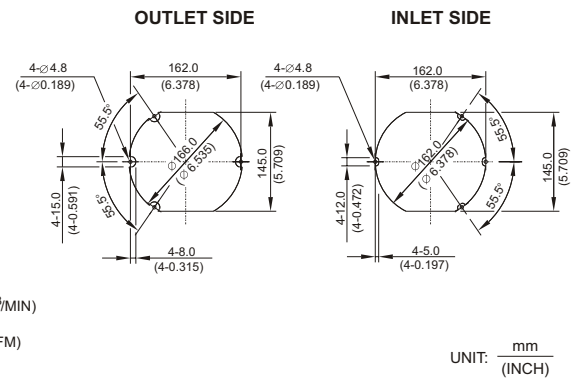


- \* Bearing Type  
Ball Bearings
- \* Material  
Impeller : Plastic (UL 94V-0)  
Frame : Die-Cast Aluminum
- \* Lead Wires :  
UL 1007 AWG #24 OR Equivalent  
Red Wire Positive (+)  
Black Wire Negative (-)
- \* Weight : 840g (29.62 oz)

## P & Q CURVE (AT RATED VOLTAGE)



## MOUNTING PANEL CUTOUT



MODEL		Rated Voltage	Operating Voltage Range	Rated Current	Rated Input Power	Speed	Maximum Air Flow		Maximum Air Pressure		Noise
PART NO.	FUNCTION	VDC	VDC	Amp	Watt	R.P.M.	m <sup>3</sup> /min	CFM	mmH <sub>2</sub> O	IN H <sub>2</sub> O	dB-A
EFB1512LG	-R00 / -F00	12	8.0 to 14.0	0.79	9.48	2800	5.950	210.12	11.90	0.469	50.0
EFB1524LG	-R00 / -F00	24	12.0 to 28.0	0.39	9.36						
EFB1548LG	-R00 / -F00	48	24.0 to 60.0	0.19	9.12						
EFB1512MG	-R00 / -F00	12	8.0 to 14.0	0.99	11.88	3050	6.520	230.25	14.50	0.571	52.0
EFB1524MG	-R00 / -F00	24	12.0 to 28.0	0.47	11.28						
EFB1548MG	-R00 / -F00	48	24.0 to 60.0	0.25	12.00						
EFB1512HG	-R00 / -F00	12	8.0 to 14.0	1.35	16.20	3350	7.130	251.79	17.49	0.689	55.0
EFB1524HG	-R00 / -F00	24	12.0 to 28.0	0.56	13.44						
EFB1548HG	-R00 / -F00	48	24.0 to 60.0	0.31	14.88						
EFB1512HHG	-R00 / -F00	12	8.0 to 14.0	1.79	21.48	3700	7.920	279.69	20.30	0.800	57.5
EFB1524HHG	-R00 / -F00	24	12.0 to 28.0	0.77	18.48						
EFB1548HHG	-R00 / -F00	48	24.0 to 60.0	0.38	18.24						
EFB1524VHG	-R00 / -F00	24	12.0 to 28.0	0.97	23.28	4000	8.560	302.29	23.80	0.937	60.0
EFB1548VHG	-R00 / -F00	48	24.0 to 60.0	0.49	23.52						
EFB1524SHG	-R00 / -F00	24	12.0 to 28.0	1.17	28.08	4300	9.203	325.00	27.5	1.083	63.0

\* Function type is optional.  
 \* The max. air flow and the speed are measured in free air ; max. air pressure is measured at zero air flow.  
 \* Noise is measured in anechoic chamber in free air, one meter from intake side.  
 \* All readings are typical values at rated voltage.  
 \* Specifications are subject to change without notice.